

Progettisti

Progetti Opere di Riquadrificazione Energetica
Ing. Marco Risaioli
Ing. Simone Giraldi
Progetti Opere Architettoniche
Ing. Marco Risaioli
Ing. Simone Giraldi
Redazione Elaborati Grafici
Ing. Carlotta Arena
Geom. Giacomo Gianvichelli




Tavola 1c - Pianta piano primo
Stato di Progetto

Scala: 1:100
Spazio riservato agli uffici:

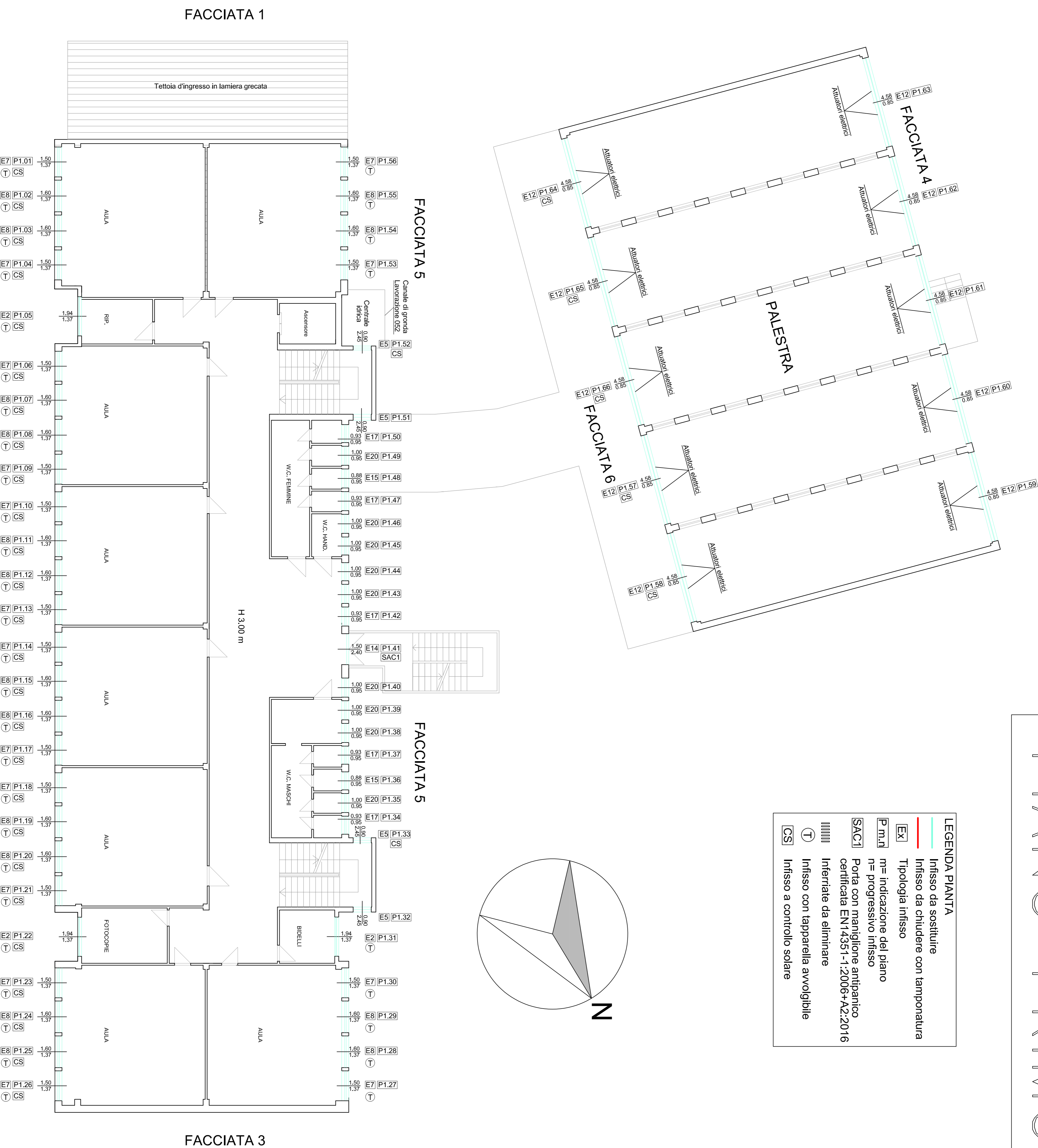
© Copyright Comune di Prato - Servizio Lavori Pubblici
è vietata la riproduzione anche parziale del documento

data: Settembre 2019

CONICE	TIPLOGIA	LARGHEZZA	ALTEZZA	SUPERFICIE	RSB	STI
P1.01	E7	1.50	1.37	2.06	CS	T
P1.02	E8	1.60	1.37	2.19	CS	T
P1.03	E7	1.50	1.37	2.06	CS	T
P1.04	E7	1.50	1.37	2.06	CS	T
P1.05	E2	1.94	1.37	2.66	CS	T
P1.06	E7	1.50	1.37	2.06	CS	T
P1.07	E8	1.60	1.37	2.19	CS	T
P1.08	E8	1.60	1.37	2.19	CS	T
P1.09	E7	1.50	1.37	2.06	CS	T
P1.10	E7	1.50	1.37	2.06	CS	T
P1.11	E8	1.60	1.37	2.19	CS	T
P1.12	E8	1.60	1.37	2.19	CS	T
P1.13	E7	1.50	1.37	2.06	CS	T
P1.14	E7	1.50	1.37	2.06	CS	T
P1.15	E8	1.60	1.37	2.19	CS	T
P1.16	E8	1.60	1.37	2.19	CS	T
P1.17	E7	1.50	1.37	2.06	CS	T
P1.18	E7	1.50	1.37	2.06	CS	T
P1.19	E8	1.60	1.37	2.19	CS	T
P1.20	E8	1.60	1.37	2.19	CS	T
P1.21	E7	1.50	1.37	2.06	CS	T
P1.22	E2	1.94	1.37	2.66	CS	T
P1.23	E7	1.50	1.37	2.06	CS	T
P1.24	E8	1.60	1.37	2.19	CS	T
P1.25	E8	1.60	1.37	2.19	CS	T
P1.26	E7	1.50	1.37	2.06	CS	T
P1.27	E7	1.50	1.37	2.06	BE </td <td>T</td>	T
P1.28	E8	1.60	1.37	2.19	BE </td <td>T</td>	T
P1.29	E8	1.60	1.37	2.19	BE </td <td>T</td>	T
P1.30	E7	1.50	1.37	2.06	BE </td <td>T</td>	T
P1.31	E2	1.94	1.37	2.66	BE </td <td>T</td>	T
P1.32	E2	0.90	2.45	2.21	BE </td <td>ST</td>	ST
P1.33	E5	0.90	2.45	2.21	CS	ST
P1.34	E20	1.00	0.95	0.95	BE </td <td>ST</td>	ST
P1.35	E17	1.00	0.95	0.95	BE </td <td>ST</td>	ST
P1.36	E15	0.88	0.95	0.84	BE </td <td>ST</td>	ST
P1.37	E17	1.00	0.95	0.95	BE </td <td>ST</td>	ST
P1.38	E20	1.00	0.95	0.95	BE </td <td>ST</td>	ST
P1.39	E20	1.00	0.95	0.95	BE </td <td>ST</td>	ST
P1.40	E20	1.00	0.95	0.95	BE </td <td>ST</td>	ST
P1.41	E14	1.50	2.40	3.60	BE </td <td>ST</td>	ST
P1.42	E17	1.00	0.95	0.95	BE </td <td>ST</td>	ST
P1.43	E20	1.00	0.95	0.95	BE </td <td>ST</td>	ST
P1.44	E20	1.00	0.95	0.95	BE </td <td>ST</td>	ST
P1.45	E20	1.00	0.95	0.95	BE </td <td>ST</td>	ST
P1.46	E20	1.00	0.95	0.95	BE </td <td>ST</td>	ST
P1.47	E17	0.93	0.95	0.88	BE </td <td>ST</td>	ST
P1.48	E15	0.88	0.95	0.84	BE </td <td>ST</td>	ST
P1.49	E20	1.00	0.95	0.95	BE </td <td>ST</td>	ST
P1.50	E17	0.93	0.95	0.88	BE </td <td>ST</td>	ST
P1.51	E5	0.90	2.45	2.21	BE </td <td>ST</td>	ST
P1.52	E5	0.90	2.45	2.21	CS	ST
P1.53	E7	1.50	1.37	2.06	BE </td <td>T</td>	T
P1.54	E8	1.60	1.37	2.19	BE </td <td>T</td>	T
P1.55	E7	1.50	1.37	2.06	BE </td <td>T</td>	T
P1.56	E7	1.50	1.37	2.06	BE </td <td>T</td>	T
P1.57	E7	1.50	1.37	2.06	BE </td <td>T</td>	T
P1.58	E7	1.50	1.37	2.06	BE </td <td>T</td>	T
P1.59	E7	1.50	1.37	2.06	BE </td <td>T</td>	T
P1.60	E7	1.50	1.37	2.06	BE </td <td>T</td>	T
P1.61	E7	1.50	1.37	2.06	BE </td <td>T</td>	T
P1.62	E7	1.50	1.37	2.06	BE </td <td>T</td>	T
P1.63	E7	1.50	1.37	2.06	BE </td <td>T</td>	T
P1.64	E7	1.50	1.37	2.06	BE </td <td>T</td>	T
P1.65	E7	1.50	1.37	2.06	BE </td <td>T</td>	T
P1.66	E12	4.58	0.85	3.89	CS	ST

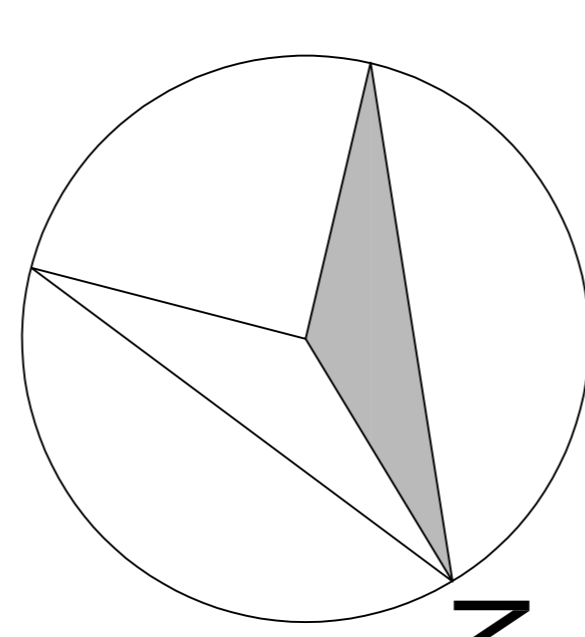
PIANO PRIMO

PIANO PRIMO



LEGENDA PIANTA

- Infisso da sostituire
- Infisso da chiudere con tamponatura
- EX Tipologia infisso
- m= indicazione del piano
- n= progressivo infisso
- SAC1 Porta con maniglione antipanco certificata EN14351-1:2006+A2:2016
- Inferriate da eliminare
- Infisso con tapparella avvolgibile
- Infisso a controllo solare



FACCIATA 1

FACCIATA 3

Firmato da:

GIRALDI SIMONE

codice fiscale GRLSMN69H25G999Q

num.serie: 10945885198385015484641347880586432508

emesso da: ArubaPEC S.p.A. NG CA 3

valido dal 21/03/2019 al 21/03/2022

RISALITI MARCO

codice fiscale RSLMRC77C06G999X

num.serie: 23106306366893582907787153853832011925

emesso da: ArubaPEC S.p.A. NG CA 3

valido dal 21/03/2019 al 21/03/2022